

NC Series


PLASTIC FULL CONE Spray

DESIGN FEATURES


- Maximum Free Passage
- Consistent Droplets Distribution
- BSP or NPT 3/4" to 1 1/2" Flange Connection for 2"

SPRAY CHARACTERISTICS


Spray pattern : Full Cone
Spray angle : 60°, 90°, and 120°
Flow rates : 7.5 to 599 l/min



Full Cone 60 °



Full Cone 90 °



Full Cone 120 °

NC Flow Rates and Dimensions

Full Cone, 60°, 90° and 120° Spray angles, 3/4" to 1 1/2" BSP or NPT and Flange for 2 inch

Male or Female Pipe Size	Nozzle Number	K Factor	LITERS PER MINUTE @ B AR							Appro. Orifice Dia.(mm)	Appro. Free Pass. Dia.(mm)	Dimensions (mm)				Wt. (g) Male	
			0.2 bar	0.5 bar	0.7 bar	1 bar	2 bar	3 bar	5 bar			7 bar	A	B	C		D
3/4	NC 0703	160	7.50	11.5	13.5	16.0	22.1	26.8	34.1	39.9	6.35	4.06	44.5	28.4	53.8	38.1	28
	NC 0704	213	10.0	15.4	18.0	21.3	29.5	35.7	45.4	53.2	6.35	4.83					
	NC 0707	373	17.5	26.9	31.6	37.3	51.7	62.5	79.5	93.1	8.38	5.84					
1	NC 1009	480	22.5	34.6	40.6	48.0	66.4	80.39	102	120	9.65	6.35	55.6	34.9	63.5	44.5	35
	NC 1012	640	30.0	46.2	54.1	64.0	88.6	107	136	160	11.4	7.62					
1 1/4	NC 1214	746	35.0	53.9	63.1	74.6	103	125	159	186	11.9	8.64	82.6	44.5	82.6	50.8	106
	NC 1217	906	42.5	65.4	76.6	90.6	126	152	193	226	13.5	9.65					
1 1/2	NC 1516	853	40.0	61.6	72.1	85.3	118	143	182	213	12.7	9.65	108	50.8	108	63.5	191
	NC 1520	107	50.0	77.0	90.1	107	148	179	227	266	14.2	10.4					
	NC 1524	128	60.0	92.4	108	128	177	214	273	319	15.5	11.2					
2	NC 2017	906	42.5	65.4	76.6	91	126	152	193	226	13.5	9.65	148	63.5	148	76.2	361
	NC 2020	107	50.0	77.0	90.1	107	148	179	227	266	14.2	10.4					
	NC 2033	176	82.6	127	149	176	244	295	375	439	18.3	14.0					
	NC 2040	213	100	154	180	213	295	357	454	532	20.3	16.0					
	NC 2045	240	113	173	203	240	332	402	511	599	21.3	16.0					
	NC 2065	346	163	250	293	346	480	581	738	865	25.4	17.0					

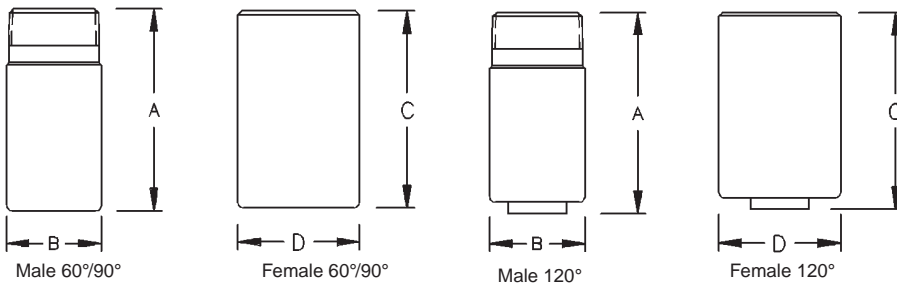
Flow Rate (l_{min}) = K (bar)^{0.47}

Standard Materials: PVC, Polypropylene and PTFE



NC Series

PLASTIC FULL CONE Spray



NC Flow Rates and Dimensions

Full Cone, Narrow 60 (N), Medium 90 (M) and Wide 120 (W) Spray Angles, 3/4" to 6" Pipe Sizes, BSP

Male or Female Pipe Size	Nozzle Number	K Factor	LITERS PER MINUTE @ B BAR								Appr. Free Pass.		Dimensions (mm)				Wt. (kg)
			0.2 bar	0.5 bar	0.7 bar	1 bar	2 bar	3 bar	5 bar	7 bar	Appr. Orifice Dia. (mm)	Free Pass. Dia. (mm)	A	B	C	D	
2	NC 2050	266	125	192	225	266	369	447	568	665	22.6	15.2	148	63.5	148	76.2	361
	NC 2060	320	150	231	270	320	443	536	681	798	23.9	16.0					
	NC 2065	346	163	250	293	346	480	581	738	865	25.4	17.0					
	NC 2070	373	175	269	316	373	517	625	795	931	26.7	17.3					
2 1/2	NC 2570	373	175	269	316	373	517	625	795	931	26.7	17.3	149	76.2	148	88.9	546
	NC 2580	426	200	308	361	426	591	715	909	1060	28.7	17.5					
	NC 2590	480	225	346	406	480	664	804	1020	1200	30.2	19.8					
3	NC 3058	309	145	223	261	309	428	518	659	772	24.1	16.0	149	88.9	148	102	645
	NC 3084	448	210	323	379	448	620	750	954	1120	29.7	22.4					
	NC 3096	512	240	369	433	512	709	858	1090	1280	28.4	24.1					
	NC 30117	624	293	450	527	624	864	1050	1330	1560	34.5	24.6					
4	NC 40125	666	313	481	563	666	923	1120	1420	1660	35.3	24.9	149	114	184	127	1320
	NC 40130	693	325	500	586	693	960	1160	1480	1730	35.3	24.9					
	NC 40180	959	450	693	811	959	1330	1610	2040	2390	42.9	33.3					
	NC 40250	1330	625	962	1130	1330	1850	2230	2840	3330	50.3	40.1					
6	NC 60350	1860	876	1350	1580	1860	2580	3130	3980	4660	60.5	43.2	241	168	279	178	3680
	NC 60480	2560	1200	1850	2160	2560	3540	4290	5450	6390	69.9	44.5					
	NC 60615	3280	1540	2370	2770	3280	4540	5490	6980	8180	79.0	50.0					

$$\text{Flow Rate (l/min)} = K (\text{bar})^{0.47}$$

Standard Materials: PVC, Polypropylene, and PTFE.